

DENON

In-Ear Headphones

AH-C452

Owner's Manual

Bedienungsanleitung

Manuel de l'Utilisateur

Manuale delle istruzioni

Manual del usuario

Gebruiksaanwijzing

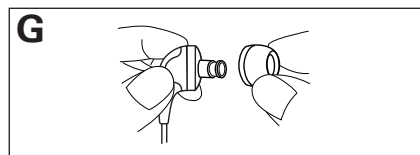
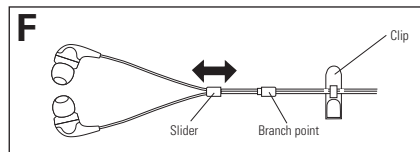
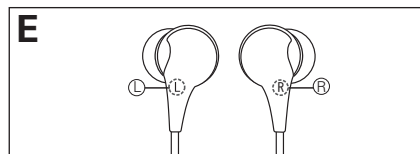
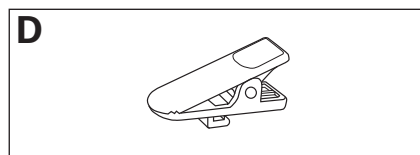
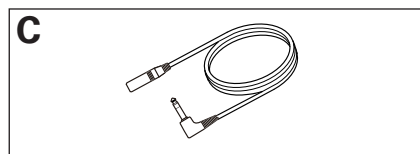
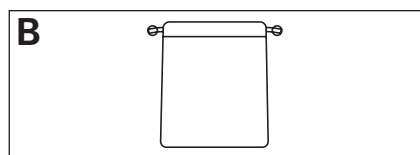
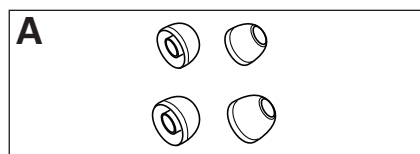
Bruksanvisning

Инструкция по эксплуатации

Instrukcja Obsługi

操作説明書

操作说明书



Accessories

Check that the following parts are attached in addition to the main unit:


①	Owner's Manual	1
②	Service station list	1
③	Ear pads (S/L size) (☞A)	2 pcs. / 1 size
④	Carrying pouch (☞B)	1
⑤	Extension cable (Cable length 0.8 m) (☞C)	1
⑥	Clip (☞D)	1

Declaration of conformity

We declare under our sole responsibility that this product, to which this declaration relates, is in conformity with the following standards: EN55013.

Following the provisions of 2004/108/EC Directive. (For Europe model)

A note about recycling

This product's packaging materials are recyclable and can be reused. Please dispose of any materials in accordance with the local recycling regulations. 

When discarding the unit, comply with local rules or regulations.

This product and the supplied accessories conform to the WEEE directive. (For Europe model)

Safety precautions

- Listening at high volumes that irritate your ears can have a negative influence on your hearing.
- Do not use headphones while driving a bicycle, motorcycle or automobile. Doing so could lead to accidents.
- When using headphones, for safety keep the volume to a level at which surrounding sounds can be heard.
- Do not put in water or dampen.
- Do not place heavy objects on, heat, or pull on the headphones. Doing so could damage or deform them.

Caution on handling

- Be sure to hold the plug when unplugging the cable.
- Do not place undue stress on the cable, as this can result in wire disconnection or damage. Observe the following for correct usage.
 - Do not pull the cable unduly.
 - Do not pull too hard on the cord when attaching it to or removing it from the included clip.
 - Do not fold the cable.
- When connected to a portable device, do not leave the portable device hanging.
- Do not wrap the cable around the portable device.
- If you leave a connected portable device hanging, it may become disconnected and fall. Take care as DENON does not guarantee portable devices.
- The ear pads may deteriorate after extended usage or storage.
- Always keep the headphones (particularly the ear pads) clean. If they are dirty, this may reduce their performance. Use a soft cloth to gently wipe off the dirt.
- Do not use benzene, thinners, or other organic solvents or insecticides on the main unit since they may cause a change in quality or color.
- The headphones have a structure by which the sound tends to leak out if the volume is too high. Be considerate of others.
- Do not expose to high temperatures. Do not expose to direct sunlight. Pay particular care with the inside of cars in hot weather. The components may be warped or damaged by high temperatures.
- Only use the included clip with the AH-C452.

Using the headphones

Check the left/right markings on the headphones, then insert them so that they fit snugly inside your ear, the one marked (R) in your right ear, the one marked (L) in your left ear (☞E).

- Adjust the position of the slider to take up any slack in the right and left cables (☞F).
- The cord can be fixed to a clothing pocket, etc., using the included clip.

Fitting the ear pads

If the ear pads do not fit properly in your ears, you may not hear the bass sound. To achieve better quality sound, adjust the ear pads to the position that the fit is best, insert them fully into your ear and make sure they are snug.

The "M" (medium) size ear pads are mounted on the headphones upon purchase. If this is not the right size for your ears, replace them with the "L" (large) or "S" (small) ear pads (☞G).

Specifications

<input type="checkbox"/> Type:	Dynamic type
<input type="checkbox"/> Drive units:	Ø 11.5 mm
<input type="checkbox"/> Input impedance:	16 Ω/ohms
<input type="checkbox"/> Sensitivity:	105 dB/mW
<input type="checkbox"/> Maximum input:	200 mW
<input type="checkbox"/> Playback frequencies:	5 ~ 24,000 Hz
<input type="checkbox"/> Weight:	4.2 g (not including cable)
<input type="checkbox"/> Cable length:	0.7 m OFC cable
<input type="checkbox"/> Plug:	Ø 3.5 mm gold-plated stereo mini plug

* For improvement purposes, specifications and design are subject to change without notice.