

Thank you for purchasing DENON's product. When you operate the unit, please read the owner's manual and this sheet.

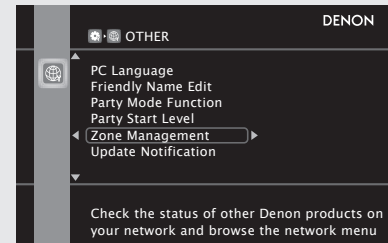
Zone management function

DENON products that are connected to the network can control.

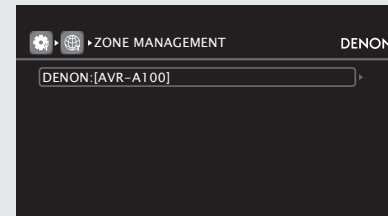
The "Device Control" item was added to the "Network Setup" - "Other" - "Zone Management" menu.

With "Device Control", the network functions (Internet radio when the input source is NET/USB etc) of the device selected in step 2 can be controlled using this product.

1 Press Δ ∇ to select "Network Setup" - "Other" - "Zone Management" from the menu, and then press **ENTER** or \triangleright .

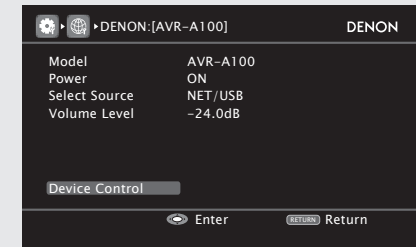


2 Press Δ ∇ to select the device, and then press **ENTER** or \triangleright .



3 Press Δ ∇ to select "Device Control", and then press **ENTER**.

The monitor of the unit displays the network menu for the target device.



4 Press Δ ∇ \triangleleft \triangleright and **ENTER** to select the desired track.



- When in device control mode, **REMOTE CONTROL** is displayed on the television screen of the controlling device, and **REMOTE** is displayed on the television screen of the device being controlled.

- For information about how to operate, see the Owner's Manual provided with the product.

Party mode function

A function has been added when playing back in party mode that enables attendees to perform controls such as selecting songs etc.

Also, DENON products that are connected to the network can control each other.

Participating in the party mode as an attendee

1 Press **PARTY**.
"Enter Party Mode?" is displayed.

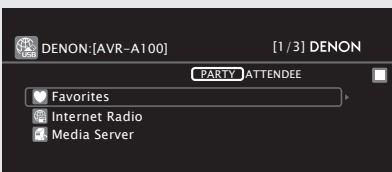


- An error message is displayed when you are not connected to a network.

2 Press \triangleleft \triangleright to select "Yes", then press **ENTER**.

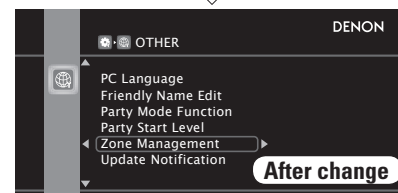
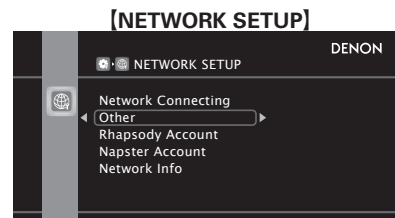
When you start the party mode, the monitor of the attendee (child) displays the network menu screen for the organizer (parent).

3 Press Δ ∇ \triangleleft \triangleright and **ENTER** to select the desired track.



MANUAL SETUP GUI

The "Network Setup" - "Other" menu was changed.



The party mode function can only be used on a combination of DENON devices that are equipped with the party mode function.



The zone management function can only be used on a combination of DENON devices that are equipped with the zone management function.

NOTE

The volume of the selected device can be controlled using this unit, but the volume level is not displayed. Be careful not to increase the volume too high.

Remote control operation buttons



Move the cursor (Up/Down/Left/Right)



Confirm the setting